

Date: 01 June 2020

Class: Parrot – Green Class

Teacher: Carla Perlin

Imaginative Play

“Over the last 75 years, a number of theorists and researchers have identified the values of such imaginative play as a vital component to the normal development of a child.”

Activity: Fluffy Toys – Animal Act Out




Suggestion: Place all the stuffed animals in a basket. Place the basket behind the couch or alternatively in another room. Allow your child to go to the basket and select a stuffed animal. The stuffed animal selected must be hidden so the other players can not see what it is. Your child should act out the type of stuffed animal chosen and the other player/s try to guess what it is.



Ring Time – Much Repeating

“People often say that practice makes perfect. Research certainly supports this, especially in children. In fact, studies have shown that repetition can be critically important for learning in general.”

Shapes



Activity: Shapes

Suggestion: Allow your child to look at the shape chart and distinguish between the different shapes. They may point at the shape and name the shape correctly.

Let your child draw the shape, in the air, using their finger.

<https://www.dropbox.com/preview/Shapes.pdf>

Activity: Focus letter of the week – g

Suggestion:

- Naming of objects around the house that start with the letter **g**, pronounced as “/g/” for goat.
- Copy the letter **g** in a shallow bed of sand, sugar or flour as per the picture and have your child copy the shape of the letter using their finger.

The template can be accessed through Dropbox, alternatively I can send the link in the WhatsApp group.

Template:

<https://www.dropbox.com/preview/Focus%20Letter%20g.pdf>



Skills Time – Educational Games

“Puzzles are effectual educational materials which support children’s cognitive, language, motor, social and emotional developmental areas while fostering their creativity and self care skills as well as providing learning during playing with them.”

Online Puzzle: <https://www.onlinejigsawpuzzles.net>

Stepping Stone Skill: Writing and Spelling – Hand-eye Co-ordination

Activity: Threading

Suggestion: Threading is a fine motor activity for young children. It stimulates control of the fingers muscles and requires hand-eye co-ordination. This is a great pre-writing and spelling skill. Collect any type of string that you have at home. This can include wool, twine or shoe lace. Allow your child to thread items such as, cut up straws, old keys, paper clips, cheerios, pasta or beads.







Gross Motor – Using Your Body

“Research indicates that gross motor skills are a major predictor of a child’s school readiness. In essence they reflect ‘brain skills’...”

Activity: Brain Game – Fine Motor Co-ordination

Suggestion: Allow your child to use their hands and fingers to form shapes. Also see if they can create shadow animals/puppets - <https://youtu.be/Kz8wP2RYy64>



Theme Time – Learning About Our World

The theme this week is Communication

Activity: Discussing Communication

Suggestion: Talk to your child about the different types of apparatus that we use to communicate with each other. Try look around your house to find different forms of communication such as phones, television, radio, magazine, newspaper, letters and computers.



Art – Learning Through Creativity

“Creative arts not only cultivate children’s imaginations, so that they become more flexible and inventive thinkers, but also help to develop their physical, emotional, and mental capabilities.”

Activity: Flip Cell Phone

Suggestion: Make a cell phone from cardboard

Items required: Paper, scissors, crayons, glue, cardboard (cereal box or thicker cardboard).
Cellotape. Cell phone template provided. (You may also draw your own template)

- Step 1 – Cut out the templates provided.
- Step 2 – Place the outline of the phone on cardboard. Trace the outline and cut it out.
- Step 3 – Cut through the centre of the phone outline, as per the template on the dotted line.
- Step 4 – Colour in the phone template with the buttons.
- Step 5 – Cut the phone template with the buttons in half as per the outline template.
- Step 6 – Paste the phone template with the buttons on the outline of the phone completed in Step 3.
- Step 7 – Using the Cellotape, stick the two halves of the phones together, leaving a small gap allowing the phone to flip



Template:

<https://www.dropbox.com/home?preview=Cell+Phone+Template.pdf>

Story Time – Learning to Love Books

“... storytelling and story reading were found to produce positive gains in oral language. ... young children who heard the stories told demonstrated improved story comprehension in their retelling, while children in the story reading group improved their language complexity”

Suggested Children’s Books

While we can’t hug by Eoin McLaughlin

<https://www.youtube.com/watch?v=tarq5nkkG1k&feature=youtu.be>

What is media -Kids Video

<https://www.youtube.com/watch?v=GI89D1ObYoc&feature=youtu.be>



Bible Story – Learning to Love God

Suggested Bible Reading: Joshua 1:1 - 6:25

Jericho

<https://gardenofpraise.com/bibl11s.htm>

The battle of Jericho

<https://www.youtube.com/watch?v=jwkDQaRzXg0&feature=youtu.be>

Songs – Learning through Rhythm

Suggested Children’s Songs

Communication Song

<https://www.youtube.com/watch?v=73uLVhe5nZU&feature=youtu.be>

Communication Song – Songs for kids

https://www.youtube.com/watch?v=ek_iLMWlfgo&feature=youtu.be

