



1 Umgeni Crescent, Gallo Manor,  
Sandton  
PO Box 402, Gallo Manor, 2052

Tel. 011 802 4721  
Fax. 086 694 4280  
manor-info@mweb.co.za



Date: 15 June 2020

**Class:** Parrot – Green Class

**Teacher:** Carla Perlin

## Imaginative Play

“Over the last 75 years, a number of theorists and researchers have identified the values of such imaginative play as a vital component to the normal development of a child.”

**Activity:** Kitchen Equipment

**Suggestion:** This is an open fantasy play activity which benefits your children’s creativity, imagination, organization, independence and numeracy skills. Kitchen equipment gives children the opportunity to imitate situations that they are familiar with. Whether they are playing the role of a head chef, waiter or parent at home, kitchen equipment allows children to imagine themselves in new roles and cook up new and exciting scenarios. Kids may play with their own kitchen toys or alternatively they may play with actual kitchen items such as pots, utensils, plastic cups, plastic plates as well as measuring equipment. Teach your child to set the table for dinner this week, it will teach them lifelong skills such as respect for the family, responsibility, discipline, feeling of pride, numeracy skills, independence and confidence.



# Ring Time – Much Repeating

“People often say that practice makes perfect. Research certainly supports this, especially in children. In fact, studies have shown that repetition can be critically important for learning in general.”



**Activity:** Activity: Months of the Year

**Suggestion:**

- Recite the months of the year with your child. Use a calendar if you have one available to you.
- You may ask questions such as:
  - What month is it now?
  - What month does your birthday fall under?
  - What month is Christmas?
  - How many months are in a year?
  - What is the first month of the year?
  - What is the last month of the year?

Below is a song to help learn the Months of the Year:

<https://www.youtube.com/watch?v=HlHkWiw1mfU&t=31s>

**Activity:** Focus letter of the week — i

**Suggestion:**

- Naming of objects around the house that start with the letter i, pronounced as “/i/” for igloo.
- Copy the letter i in a shallow bed of sand, sugar or flour as per the picture and have your child copy the shape of the letter using their finger.

The template can be accessed through Dropbox, alternatively I can send the link in the WhatsApp group.

Template:

<https://www.dropbox.com/preview/Focus%20letter%20i.pdf>



## Skills Time – Educational Games

“Puzzles are effectual educational materials which support children’s cognitive, language, motor, social and emotional developmental areas while fostering their creativity and selfcare skills as well as providing learning during playing with them.”

**Online Puzzle:** <https://www.onlinejigsawpuzzles.net>

## Stepping Stone Skill: Maths and Numeracy – Patterns



### Activity: Lego Colour Patterns



**Suggestion:** Colour patterns are everywhere. Your child might love to spot and create them. Legos and coloured blocks can be used to create colour patterns by stacking them on top of each other. Start by creating the first pattern for your child. Make it simple by only using two colours red-blue-red-blue and see if they can continue with the pattern. Then allow your child to create their own pattern of colours. You may include more colours.

Here are some Lego pattern cards you can use:

<https://www.dropbox.com/preview/LEGO-PATTERN-CARDS.pdf>



## Gross Motor – Using Your Body

“Research indicates that gross motor skills are a major predictor of a child’s school readiness.

They reflect ‘brain skills’...”



**Activity:** Balance – Dynamic Balance

**Suggestion:** Draw a line on the ground with some chalk and let your child balance along the line. Alternatively, a piece of string, wool, a hose pipe or tape may be used. You can make the line straight, wavy or zigzag. Be creative!


# Theme Time – Learning About Our World

The theme this week is Land Transport

**Activity:** Discussing Land Transport

**Suggestion:** Discuss with your child that vehicles are used for moving from one place to another. Explain that people use vehicles as transportation. This week we will be learning about land transport which is the movement from one place to another on land. Discuss the different types of land transport used, such as a bicycle, motor bike, car, truck, train, bus, taxi, van, bakkie, tractor, a horse and cart, or walking. Explain that some land transport has two wheels, some have four and some even have six. Let your child count the wheels on their bike or your car.

Use chalk to draw roads with your child to ride their bikes on or their toy cars in.



# Art – Learning Through Creativity

“Creative arts not only cultivate children’s imaginations, so that they become more flexible and inventive thinkers, but also help to develop their physical, emotional, and mental capabilities.”

**Activity:** Baking -Train


**Suggestion:** Baking with children helps develop their math skills and helps them to learn how to follow directions. It also allows for some great conversation. Ask many questions while baking with your children to encourage conversation.

Items required:

- Wafer biscuits
- Mini Marie biscuits
- Icing sugar
- As many different food colourings as you want.
- Sprinkles or sweets to decorate

Directions:

Step 1 – Lay out the wafer biscuits to look like a train, it can be any desired length.



Step 2 – Make different coloured icing with icing sugar, food colouring and a little bit of water. The consistency of the icing must be thick, but able to spread easily.

Step 2 – Ice the wafer biscuits and stick on the mini Marie Biscuits as the wheels of the train.

Step 3 – Decorate with sprinkles or sweets.

Step 4 – Enjoy eating the baking.



# Story Time – Learning to Love Books

“... storytelling and story reading were found to produce positive gains in oral language. ... young children who heard the stories told demonstrated improved story comprehension in their retelling, while children in the story reading group improved their language complexity”

## Suggested Children’s Books

Modes of road transport for kids

<https://www.youtube.com/watch?v=1YmoeU-IZRQ>

Who takes the train?

<https://www.storyberries.com/bedtime-stories-who-takes-the-train/>



# Bible Story – Learning to Love God

**Suggested Bible Reading:** Luke 2:1-5

A Christmas Story

<https://www.dropbox.com/preview/the-christmas-story.pdf>

Trip to Bethlehem

<https://www.youtube.com/watch?v=BjqfQfOhD34s>

# Songs – Learning through Rhythm

## Suggested Children’s Songs

The Wheels on the bus

[https://www.youtube.com/watch?v=e\\_04ZrNroTo](https://www.youtube.com/watch?v=e_04ZrNroTo)

I’ve Been Working on the Railway

<https://www.youtube.com/watch?v=90x5AH4vOPo>

