





DATE	THEME	YOU NEED TO HELP YOUR CHILD AT HOME WITH THESE IDEAS:
12-14 January	My School	 Talk to your child about their daily routine at school, about the different activities they will do, i.e. painting, singing songs. Ask questions like “What is the name of your teacher and your school?”
17-21 January	My Body (God Made Me)	Sing songs: “Tommy thumb, Tommy thumb where are you?”; “Head, Shoulders, Knees and Toes, Knees and Toes” Also talk about personal safety – what are the child’s private parts and who can touch them. 
24 - 28 January	The 5 Senses	Talk about the senses: we see with our eyes, hear with our ears. Let your child taste different flavours like sweet, sour and bitter. Touch different textures e.g.: rough bricks, smooth paint, soft material.
31 January - 4 February	Safety	Talk about safety. (Stop, look both ways and listen when crossing a road. Never run across the road.) Tell your child about stranger danger; only accept food and lifts from an adult that they know. Do not play with matches, candles or electric appliances. Only play in areas where there is nothing sharp or dangerous. Never tease dogs- you might get bitten.
7-11 February	My Family 	Read children’s books about families to your child. Learn “I love you, you love me, we’re a happy family”. Talk about family members e.g. brothers, sisters, fathers and mothers.
14-18 February	My House	Where do families live and the different rooms in a house i.e. bedroom, kitchen. Teach a child their physical address and phone number.
21-25 February	Summer	Is it hot or cold in Summer? How do we protect ourselves from the sun? Hat, Sun Cream. It also rains in Summer. Explain what thunder and lightning really is. Let your kids jump in puddles after it rains. Make a nice summer fruit salad and enjoy it with your child in the garden.
28 February - 4 March	My Town	Show your child your town - what is its name, why is it called that? Talk about the special buildings and houses in your town. Did anyone well known live there?.
7-11 March	Numeracy	Play clapping games with your child, clap in patterns, i.e. two fast claps followed by one slow clap. Sing counting songs together like “1, 2, 3, 4, 5, once I caught a fish alive” Build a puzzle together! This is great for pre-maths skills.
14-17 March	People that Help (Careers)	 Tell your child about the jobs family members have. Talk about different people that help us and what they do: Nurse, Doctor, Policeman, Fireman, etc..

## FUN DAYS

linked to our themes

**Tuesday 8<sup>th</sup> February: Parent Information Day. Compulsory for all parents.** How can you support your child’s development? **Meeting at school at 18h00.**

**Friday 11<sup>th</sup> February: Family day.** All grannies, grandpas or other family members are welcome to come and enjoy a cup of tea or coffee. **Meeting at school at 10h30.**

**Monday 14<sup>th</sup> February: Valentine’s Day.** Wear Red and White. Remember John 3:16: “For God so loved the world that He gave His only begotten son.”

**Friday 25<sup>th</sup> February: Water Play Day.** Please pack your child’s swimming costume, a towel, hat and sun cream. This day is loads of fun. It’s hot, cool down with an ice-cream or ice lolly.

**Friday 25<sup>th</sup> March: Mini Town Day.** We are going to build a mini town out of small boxes, toilet rolls etc, include different types of houses, a shop, police station, fire station, library and town hall as well as other buildings



## DATES TO REMEMBER

12 January – School Term Starts  
21 March – Human Rights Day

14 February – Valentine’s Day  
5 April – Schools Open

17 March – School Term Ends