












DATE	THEME	YOU NEED TO HELP YOUR CHILD AT HOME WITH THESE IDEAS:
3-5 April	 <b>My House</b>	Where do families live and the different rooms in a house i.e. bedroom, kitchen. Teach your child their physical address and phone number.
8-12 April	 <b>Communication</b>	Explain to your child about the different types of communication. Show your child how e-mails are a big part of communication and in the past letters were used. Play "broken-telephones" with your child showing how messages can be distorted if we don't get the information first hand.
15-19 April	 <b>Autumn</b>	Go for a walk with your child and point out the leaves falling on the ground and the different Autumn colours – red, yellow, orange, brown. Allow your child to crunch, scrunch, throw, collect and roll in the Autumn leaves.
22-26 April	<b>Fruit</b> 	Make fruit salad or a fruit smoothie for breakfast in the mornings. Talk about how healthy fruit is for them. What kinds of fruit does your local fruit shop sell? Teach them their names and how to tell if they are ready to eat.
29 April - 3 May	 <b>Vegetables</b>	Visit your local farmers market or vegetable shop and talk about the different vegetables that they sell. Ask your child what the different food smells and tastes and feels like. Pack different vegetables in your child's lunchbox every day and talk about how healthy it is for them.
6-10 May	<b>Land Transport</b> 	Sing "The wheels on the bus". What are the different forms of land transport such as cars, buses, trains and motorbikes. Visit a train station. Discuss how many wheels each have.
13-17 May	<b>Water Transport</b> 	Talk about why Boats float and how they travel on water. Sing "Row, row, row your boat". Float different things in the bath to see why different objects float or sink.
20-24 May	<b>Air Transport</b> 	Explain that Aeroplanes fly in the sky using their wings. Sing "I'm a little aeroplane". Take a trip to OR Tambo or Lanseria to see the airplanes takeoff and land.
27-31 May	<b>My Town</b> 	Show your child your town - what is its name, why is it called that? Talk about the special buildings and houses in your town. Did anyone well known live there?.Why not make cookies with your child to give to a neighbour.
3-7 June	 <b>Winter</b>	Talk about what happens in winter - cold and dark. We must dress in warm clothes. There is not much rain and it gets quite dry/brown. Snuggle up underneath a blanket and read a book about winter together. Talk about safety with heaters and fires.
10-14 June	<b>Oceans</b> 	Talk about what animals live in the oceans. Discuss how fish breathe under the water. Visit the Pretoria Zoo aquarium or a local Pet Shop.

## FUN DAYS

linked to our themes


**Friday 26 April: Fruit Salad Day.** Bring a fruit to school today- we will make a yummy nutritious fruit salad.

**Friday 3 May: Vegetable Garden Day.** We will be planting our Vegetable Garden with winter vegetables: Peas, Broccoli, etc



**Friday 10 May: Bike Obstacle Course** Bring your own Plastic Black Motorbike or Bicycle to school so we can ride them in the parking lot. For those who don't have we will use school bikes. **Please NO electric/battery vehicles.**

**Friday 7 June: Pajama Day** Please dress your child in warm pajamas. We are also planning a Magician Show details will follow (**R50** per child).



**10-14 June:** Development Progress Reports go out to parents.

## DATES TO REMEMBER

3 April: School Opens  
12 May: Mother's Day  
16 June: Father's Day

27 April: Public Holiday - Freedom Day  
14 June: School Closes  
17 June: Public Holiday

1 May: Public Holiday - Worker's Day  
16 June: Public Holiday - Youth Day  
9 July: School Opens